

CompX<sup>®</sup>  
FORT



STOCK<sup>®</sup>  
LOCKS  
Standard Locks for Special Needs

*The Family Of...*



PO Box 200  
Mauldin, SC 29662  
Phone: 864-297-6655 Fax: 864-297-9987  
E-Mail: [national@compx.com](mailto:national@compx.com)  
[compx.com](http://compx.com)



715 Center Street  
Grayslake, IL 60030  
Phone: 847-752-2500 Fax: 847-752-2419  
E-Mail: [fort@compx.com](mailto:fort@compx.com)  
[compx.com](http://compx.com)



715 Center Street  
Grayslake, IL 60030  
Phone: 847-752-2600 Fax: 847-752-2420  
E-Mail: [timberline@compx.com](mailto:timberline@compx.com)  
[compx.com](http://compx.com)



PO Box 200  
Mauldin, SC 29662  
Phone: 864-297-6655 Fax: 864-297-9987  
E-Mail: [chicago@compx.com](mailto:chicago@compx.com)  
[compx.com](http://compx.com)

# Table of Contents

<b>Description</b>	<b>Page</b>
Cams .....	19, 22
Cam Lock Accessory Kit.....	12
Cam Locks - Double Bitted.....	10
Cam Locks - Single Bitted .....	6
Cam Locks - Single Bitted Dust Shutter .....	11
Cam Locks - Tubular Gem Series .....	13
Cam Locks - Thumb Turn.....	12
Drawer Locks - Single Bitted. ....	7
Drawer Locks - Tubular Gem Series .....	14
Key Blanks.....	20, 21
Maxi Cam Lock .....	10
Metal Drawer Locks .....	8
Miniature “T” Lock.....	11
Parts & Accessories .....	12, 17, 18
Showcase Lock - Double Bitted.....	10
Showcase Lock - Single Bitted .....	8
Sliding Door Lock - Single Bitted .....	9
Sliding Door Lock - Tubular Gem Series.....	14
Switch Lock - Single Bitted.....	9
Switch Lock - Tubular Gem Series.....	13
Threaded Shaft Lock - Double Bitted .....	10
Threaded Shaft Lock - Single Bitted .....	9
Threaded Shaft Lock - Tubular Gem Series.....	14
Trailer & Gate Lock .....	11
Vending Machine Locks .....	15, 16
Vending Machine T-Handles.....	15
CompX Fort Display Boards.....	23

All part numbers shown in blue are available through the STOCK LOCKS program.

# Multi-Function Lock Line

## The Concept of Multi-Function:

The concept of Multi-Function is to make one bag of components available to produce many different functioning locks (up to 6 different functions in our single bitted lock bag). This enables the locksmith to carry fewer locks in inventory while still having complete stock on hand. Multi-Function bagged cam locks include our patented Wonder Washer, which allows for installation into either wood or metal without the use of a double "D" punch.

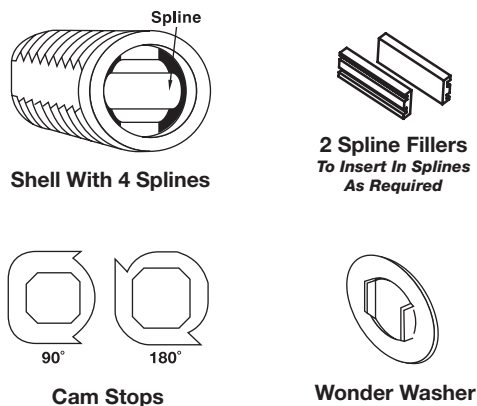
Multi-Function locks are available through several programs CompX Fort has developed. The STOCK LOCKS program provides keyed alike and various keyed different codes, shipped in 24-48 hours of receipt of order. All other key codes (Key To Order - KTO) are available within CompX Fort Lock's standard lead times.

## The Multi-Function Line:

Many of our popular lock series are designed for Multi-Function usage.

- Single bitted cam lock
- Wood drawer or door lock
- Gem tubular cam lock
- Single bitted showcase lock
- Double bitted cam lock
- Double bitted showcase lock
- Gem tubular switch lock
- Metal desk drawer lock











































## A typical Multi-Function product.



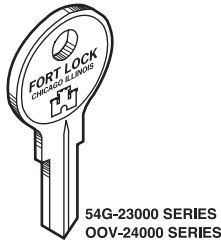
LOCK PROVIDED WITH PARTS FOR SIX DIFFERENT FUNCTIONS				
Function	Key	Key	Parts Used	
			Rotation	Removable at:
1	12-3 CW	12	90° RT	3:00 & 9:00
2	12-3 CW	12, 3	90° RT	---
3	12-6 CW	12, 6	180° RT	3:00 & 9:00
4	12-9 CCW	12	90° LFT	9:00 & 3:00
5	12-9 CCW	12, 9	90° LFT	---
6	12-6 CCW	12, 6	180° LFT	9:00 & 3:00

All part numbers shown in blue are available through the STOCK LOCKS program.

# Universal Keying Matrix

MANUFACTURER	KEY CODE	KEY PROFILE	KEY BLANK	MULTIFUNCTION UNIVERSAL LOCK	
				23000	24000
ALL LOCK	SEARS 4001-4050		54C		■
	SEARS 4001-4050		54C		■
	SEARS 4201-4250		54C		■
	4001-4050		54C		■
	4001-4050		54C		■
	4201-4250		54C		■
	4201-4225		54C		■
	PK502-999 (SWITCHLOCK)		54C		■
	PK502-999		54G	■	
	AMXXX-CODES		54G	■	
CCL	FAB24		54G	■	
	AUE1-700		OOV		■
	CAT1-200		SOOV		■
CHICAGO	LL226-LL275		54A	■	
	W1000-W1050 (EVEN #)		54A	■	
	SEARS W1000-W1050 (EVEN #)		54A	■	
	LL61-LL139		54A	■	
	SEARS LL61-LL139		54A	■	
	W1000-W1049 (ODD #)		54B		■
	SEARS W1000-W1049 (ODD #)		54B		■
	LL331		54G	■	
	1250-1499		54G	■	
ESP	LLMK		54E	■	
	ALXXX-CODES		54G	■	
	ES101-204		54G	■	
	SL342		54G	■	
FORT LOCK	UC380		54G	■	
	004-336		54G	■	
	F004-336		M54G	■	
	001-1000		OOV		■
HUDSON	S01-336		SOOV		■
	EL130		54C		■
	HL201-400		54G	■	
	HC714-840		54G	■	
	MM750-999		54G	■	
HURD	HL959		54G	■	
	SEARS 2001-2050		54A	■	
	LL201H-LL225H		54A	■	
	SEARS LL201H-LL225H		54A	■	
	2001-2050		54A	■	
	SEARS 2077-2099		54D	■	
ILCO	2051-2101		54D	■	
	GH067		54G	■	
LORI	603		54G	■	
	PB089,PB092		54C		■
NATIONAL	EB1-240		54G	■	
	C001A-633A		54D	■	
	D127A		54D	■	

All part numbers shown in blue are available through the STOCK LOCKS program.



## Single Bitted Cam Locks with Universal Keyway

23000 Series Locks  
24000 Series Locks



**MULTI-FUNCTION**

Illustration	Number	Description	Box Qty.
<b>23000 Series Cam Locks – Featuring FlexaCam!</b>		200 KD, KA 217, 221, 224, 237, 238 (stainless steel finish only)	
<b>Stainless Steel Finish – Dust shutter version available. See page 11.</b> <span style="float: right;">* These locks provide a nut mounted cam.</span>			
	MFW 23038*	Stainless Steel face & collar, 7/16" cylinder length	25
	MFW 23058	Stainless Steel face & collar, 5/8" cylinder length	25
	MFW 23078	Stainless Steel face & collar, 7/8" cylinder length	25
	MFW 23118	Stainless Steel face & collar, 1-1/8" cylinder length	25
	MFW 23138	Stainless Steel face & collar, 1-3/8" cylinder length	25
	MFW 23168	Stainless Steel face & collar, 1-3/4" cylinder length	25
<b>Brass Finish</b> <span style="float: right;">KD, KA 217, 221 (brass finish only)</span>			
	MFW 23038B*	Brass 7/16" cylinder length	25
	MFW 23058B	Brass 5/8" cylinder length	25
	MFW 23078B	Brass 7/8" cylinder length	25
	MFW 23118B	Brass 1-1/8" cylinder length	25
	MFW 23138B	Brass 1-3/8" cylinder length	25
	MFW 23168B	Brass 1-3/4" cylinder length	25

<b>24000 Series Cam Locks</b>		KD, KA Cat15, Cat30, Cat45, Cat60	
<b>Stainless Steel Finish (NON-STOCK)</b>			
	MFW 24038*	Stainless Steel face & collar, 7/16" cylinder length	
	MFW 24058	Stainless Steel face & collar, 5/8" cylinder length	
	MFW 24078	Stainless Steel face & collar, 7/8" cylinder length	
	MFW 24118	Stainless Steel face & collar, 1-1/8" cylinder length	
	MFW 24138	Stainless Steel face & collar, 1-3/8" cylinder length	
	MFW 24168	Stainless Steel face & collar, 1-3/4" cylinder length	
<b>Brass Finish (NON-STOCK)</b>			
	MFW 24038B*	Brass 7/16" cylinder length	
	MFW 24058B	Brass 5/8" cylinder length	
	MFW 24078B	Brass 7/8" cylinder length	
	MFW 24118B	Brass 1-1/8" cylinder length	
	MFW 24168B	Brass 1-3/4" cylinder length	

All part numbers shown in blue are available through the STOCK LOCKS program.



54G-23000 SERIES  
OOV-24000 SERIES

## Single Bitted Drawer Locks with Universal Keyway

23000 Series Locks  
24000 Series Locks

**STOCK  
LOCKS**

**MULTI-FUNCTION**

Illustration	Number	Description	Box Qty.
<b>23000 Series Wood Drawer Locks</b>		<b>KD, KA217</b>	
<b>Stainless Steel Finish</b>			
<p>Spring Latch</p> <p>Deadbolt</p>	<b>Key Pull at 12:00 &amp; 3:00</b>		
	MFW 23006	Stainless Stl. 3/4" Spring Latch & Deadbolt Function	25
	MFW 23007	Stainless Stl. 7/8" Spring Latch & Deadbolt Function	25
	MFW 23008	Stainless Stl. 1-1/8" Spring Latch & Deadbolt Function	25
<b>Brass Finish</b>			
<p>Spring Latch</p> <p>Deadbolt</p>	<b>Key Pull at 12:00 &amp; 3:00</b>		
	MFW 23006B	Brass 3/4" Spring Latch & Deadbolt Function	25
	MFW 23007B	Brass 7/8" Spring Latch & Deadbolt Function	25
	MFW 23008B	Brass 1-1/8" Spring Latch & Deadbolt Function	25

CompX **Regulator**

**Keyless locking  
made easy!**



**Electronic push button cabinet locks** can be installed easily on new or retrofit applications

- ◆ Self-locking
- ◆ 75,000 cycles
- ◆ External battery installation / removal

847.752.2500 • [compxregulator.com](http://compxregulator.com)

NEW CompX **Pearl**

Perfect for cabinetry  
and lockers



Ultra-thin with the lowest profile on the market, Pearl can be recessed or surface mounted.

847.752.2600 • [compxpearl.com](http://compxpearl.com)

All part numbers shown in blue are available through the STOCK LOCKS program.



## Single Bitted Drawer & Showcase Locks with Universal Keyway 23000 Series Locks

54G-23000 SERIES

Illustration	Number	Description	Box Qty.
<b>Metal Drawer Lock - Stainless Steel Finish</b>		KD, KA 217, 221, 224, 237, 238	
	<p>• Multi-function</p> <p>MFW 23010</p>	<p>2 Bolt Throw Heights Bolt Notched for Assembled Installation 90° Key Turn to Open Key Removable Locked or Unlocked Removable Cylinder for Rekeying 'A' Dimension 19/32" (Other Dimensions Below)</p>	25
<b>Metal Drawer Lock - Spring Latch - Stainless Steel</b>		KD, KA 217, 221, 224, 237, 238	
	<p>• Multi-function</p> <p>D 23011 (NON-STOCK)</p>	<p>Slam Latch Action 90° Key Turn to Open Key Removable at 12:00 &amp; 3:00 Removable Cylinder for Rekeying 'A' Dimension 21/32"</p>	
<b>Showcase Lock - Wood/Glass - Nickel Finish</b>		KD, KA 217, 221, 224, 237, 238	
	<p>• Multi-function</p> <p>MFWSG 23000</p>	<p>2 One-Way Bars, Wood &amp; Glass 90° Key Turn to Open Key Removable at 12:00 Anti-Spread Housing</p>	10

All part numbers shown in blue are available through the STOCK LOCKS program.





## Single Bitted Door, Switch, & Threaded Shaft Locks with Universal Keyway

**STOCK  
LOCKS**

Illustration	Number	Description	Box Qty.
<b>Sliding Door Lock - Nickel Finish</b>		<b>KD, KA 217, 221, 224, 237, 238</b>	
	<b>SD 990</b>	Plunger Action, Wood Door Lock, 23000 Series Keyway 'A' Dimension, 1-1/32" 15/32" Bolt Throw Key Pull at 12:00 only in unlocked position (3:00) Turn key back to 12:00 to remove key, then push plug in to lock Not Rekeyable	25
<b>Switch Lock - Maintaining - Nickel Finish</b>		<b>KD, KA 217, 221, 224, 237, 238</b>	
	<b>SW2-3118AD</b>	23000 Series Keyway 'A' Dimension, 1-1/8" Lead Length 10" 2 Key Pulls at 12:00 & 3:00 Maintains Contact at 3:00, Open at 12:00 7 Amps @ 28 VAC/VDC Not Rekeyable	10
<b>Switch Lock - Momentary - Nickel Finish</b>		<b>KD, KA 217, 221, 224, 237, 238</b>	
	<b>SW20-3118MC</b>	23000 Series Keyway 'A' Dimension, 1-1/8", Lead Length 10" 1 Key Pull at 12:00 only Momentary Contact at 3:00, springs back to 12:00 7 Amps @ 28 VAC/VDC Not Rekeyable	10
<b>Threaded Shaft Lock - Stainless Steel Finish</b>		<b>KD, KA 217, 221, 224, 237, 238</b>	
	(NON-STOCK)	Universal Keyway - 23000 Series Threaded Shaft Lock 'A' Dimension 8", 'B' Dimension - 7/8"	
	TS 23078BD	2 Key Pulls at 12:00 and 6:00	
	TS 23078U	4 Key Pulls at 12:00, 3:00, 6:00 and 9:00	

All part numbers shown in blue are available through the STOCK LOCKS program.



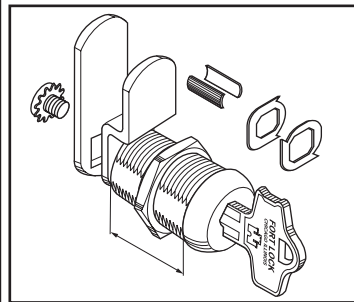
## Double Bitted High Security Locks

29000 Series - 5 Tumbler Locks  
16000 Series - 10 Tumbler Locks



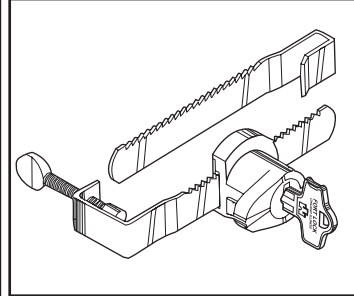
**MULTI-FUNCTION**

Illustration	Number	Description	Box Qty.
<b>Cam Locks - Stainless Steel Face &amp; Collar</b>		<b>KD, KA D3012, D3045, D3059, D3085, D3165</b>	



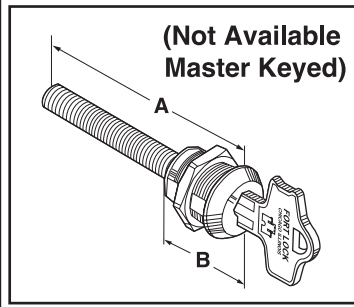
• Multi-function (Not Available Master Keyed)		
MFW 29058	5/8" cylinder length - 5 Tumbler	25
MFW 29078	7/8" cylinder length - 5 Tumbler	25
MFW 29118	1-1/8" cylinder length - 5 Tumbler	25
MFW 29138	1-3/8" cylinder length - 5 Tumbler	25

<b>Wood/Glass Showcase Lock - Nickel Plated</b>		<b>KD, KA D3012, D3045, D3059, D3085, D3165</b>
---	--	---



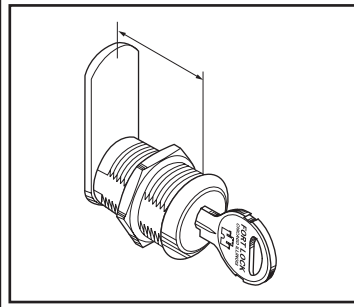
• Multi-function (Not Available Master Keyed)		
MFWSG 29000	2 One-Way Bars, Wood & Glass Anti-Spread Housing	10

<b>Threaded Shaft Locks - Stainless Steel Face &amp; Collar</b>		<b>KD, KA D3012, D3045, D3059, D3085, D3165</b>
---	--	---



(Not Available Master Keyed)		
TS 29078BD (NON-STOCK)	29000 Series Lock 'A' Dimension 8", 'B' Dimension 7/8" 2 Key Pulls at 12 and 6	
TS 29078U (NON-STOCK)	29000 Series Lock 'A' Dimension 8", 'B' Dimension 7/8" 4 Key Pulls at 12, 3, 6 and 9	

<b>16000 Series Maxi Cam Locks - Nickel Plated</b>		<b>KD, KA 16124, 16272, 16119, 16219, 16219</b>
--	--	---



(NON-STOCK) Without Cam - Must Specify Cam			
16058	5/8" cylinder length	10 Tumbler Locks Key Pull at 12:00 Mounting Hole Size 3/4" DIA. X 11/16" DD Flats	
16078	7/8" cylinder length		
16118	1-1/8" cylinder length		
16138	1-3/8" cylinder length		

All part numbers shown in blue are available through the STOCK LOCKS program.





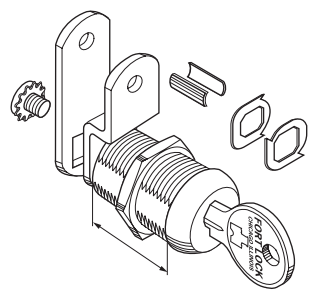

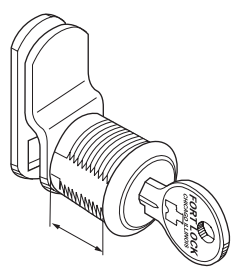
 <p>54G-23000 SERIES</p>	 <p>750</p>	 <p>KT1</p>	<p><b>Special Purpose Locks</b>  <b>NEW!</b> Dust Shutter Cam Lock          Trailer &amp; Gate Lock          Miniature 'T' Cam Lock</p> <p><b>MULTI-FUNCTION</b></p> 
---	--	--	--

Illustration	Number	Description	Box Qty.
<p><b>NEW! Dust Shutter Cam Lock – Featuring FlexaCam!</b> <span style="float: right;">KD, KA 217, 221, 224</span></p>			
 <p>MFWDS23078 shown</p>	<p>MFWDS23058</p>	<p>Stainless Steel face &amp; collar 5/8" cylinder length            Corrosion resistant – stainless steel cap with X33 finish (RoHS compliant)            Nut mounted cam</p>	<p>25</p>
	<p>MFWDS23078</p>	<p>Stainless Steel face &amp; collar 7/8" cylinder length            Corrosion resistant – stainless steel cap with X33 finish (RoHS compliant)            Screw mounted cam</p>	<p>25</p>
<p><b>Trailer &amp; Gate Lock</b> <span style="float: right;">KD, KA 1339</span></p>			
	<p>TL-37</p>	<p>5000 Series Double Bitted, 6 Tumbler,            Key Retaining, Solid Die Cast Construction,            Key Blank 750            90° Key Rotation            Key Retained in Unlocked Position</p>	<p>25</p>
<p><b>Miniature 'T' Lock - Multifunction</b> <span style="float: right;">KD, KA K001, K002, K024</span></p>			
	<p>1T-058</p>	<p>Miniature Lock-For Glass &amp; Plastic Doors            11/16" cylinder length            Straight and 1/16" Offset Cams            Mounting Hole 15/32" DIA X 27/64" DD Flats            90° Key Rotation            Key Removable at 12:00 and 3:00</p>	<p>25</p>

All part numbers shown in blue are available through the STOCK LOCKS program.



Typical Thumb Turn


## Thumb Turn Locks Cam Lock Accessory Kit



**MULTI-FUNCTION**

Illustration	Number	Description	Box Qty.
<b>Thumb Turn Cam Lock</b>			
	MFW TT058	5/8" cylinder length	25
	MFW TT078	7/8" cylinder length	25
		Standard thumb turn cam lock provided with our Multi-Function packaging, which includes a straight cam, offset cam, wonder washer, and hex nut. Spline fillers not included.	
<b>Locking Thumb Turn Cam Lock</b>		KD, KA, K055, K078, K026	
	MFW LT078	7/8" cylinder length	25
		A unique thumb turn cam lock with a key lock. Available KA & KD. Multi-Function packaging, which includes a straight cam, offset cam, wonder washer, and hex nut. Key can be removed in locked or unlocked position.	
<b>Double Drawer Strike Plate</b>			
	C500SP	Designed to lock file and box drawers when no other locking points are available.	25
<b>Cam Lock Accessory Kit</b>			
	AK-100	Our accessory kit contains 18 separate items, conveniently packed in a heavy duty plastic case. The kit is designed to provide the most commonly used parts, along with many hard to find items. Our kit provides most parts needed for any field changes. The kit contains 5 each of the following:	
	CL1 Clips	Ball & Spring Detent	DC-1 Dust Cap
	AP1 Anchor Plate	C1 Collar	Plug Removal Tool
	3 Point Locking Cam	AW1 Spur Washer	S4 4-40 Screw
	CA1 Cam Adaptor	201 Hook Cam	BF1 814 Bent Cam
	BF1418 Bent Cam	SF4000 Straight Cam	Doubled Ended Cam
	SF1200 Straight Cam	OF2408 Offset Cam	OF2414 Offset Cam

All part numbers shown in blue are available through the STOCK LOCKS program.



## High Security Tubular Key Locks

### GEM 1000 Series Locks


#### 7 Pin Tumbler



**MULTI-FUNCTION**

Illustration	Number	Description	Box Qty.																
<b>Cam Locks - Nickel Plated – Featuring FlexaCam!</b> <span style="float: right;">KD, KA 27379, 27380, 27381, 27382, 27383, 27384, 27385</span>																			
	• Multi-function																		
	MFW1038	1/2" cylinder length (Not Available Master Keyed)	25																
	MFW1058	23/32" cylinder length	25																
	MFW1078	15/16" cylinder length	25																
	MFW1118	1- 5/32" cylinder length	25																
	MFW1148	1-1/2" cylinder length (Not Available Master Keyed)	25																
<b>Switch Lock - Momentary &amp; Maintaining - Nickel</b> <span style="float: right;">KD, KA 27379, 27380, 27381, 27382, 27383</span>																			
	• Multi-function																		
	MFSW3-1138	Rekeyable Switch Lock - UL Rated Maintaining & Momentary Contact, Single Pole, Double Throw Switch, 125/250VAC 7A (Resistive Load) Lead Length 10" 'A' Dimension 1-3/8"	<table border="1"> <thead> <tr> <th colspan="4">Parts Provided For:</th> </tr> <tr> <th>Function</th> <th>Turn</th> <th>Key Removable</th> <th>Function</th> </tr> </thead> <tbody> <tr> <td>1</td> <td>90° CW</td> <td>12 &amp; 3</td> <td>Maintained</td> </tr> <tr> <td>2</td> <td>90° CW</td> <td>12</td> <td>Momentary Spring Back</td> </tr> </tbody> </table>	Parts Provided For:				Function	Turn	Key Removable	Function	1	90° CW	12 & 3	Maintained	2	90° CW	12	Momentary Spring Back
Parts Provided For:																			
Function	Turn	Key Removable	Function																
1	90° CW	12 & 3	Maintained																
2	90° CW	12	Momentary Spring Back																
<b>Switch Lock - Maintaining - Nickel Plated</b> <span style="float: right;">KD, KA 27379, 27380, 27381, 27382, 27383</span>																			
	• Multi-function																		
	SW2-1138AD	Maintains Contact at 3:00 Single Pole, Single Throw Switch 7 Amps @ 28 VAC/VDC Key Removable At 12:00 & 3:00 'A' Dimension, 1-3/8" Lead Length 10" Not Rekeyable	10																
<b>Switch Lock - Momentary - Nickel Plated</b> <span style="float: right;">KD, KA 27379, 27380, 27381, 27382, 27383</span>																			
	• Multi-function																		
	SW20-1138MC	Momentary Contact, Single Pole, Single Throw Switch 7 Amps @ 28 VAC/VDC Operation: 90° CW Turn Contacts Closed - Spring Back to 12:00, Key Removable 'A' Dimension, 1-3/8" Lead Length 10" Not Rekeyable	10																

All part numbers shown in blue are available through the STOCK LOCKS program.

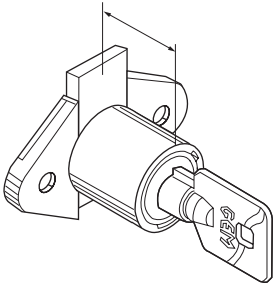
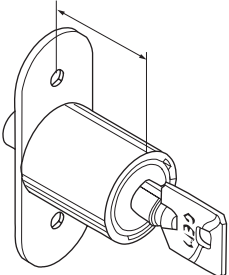
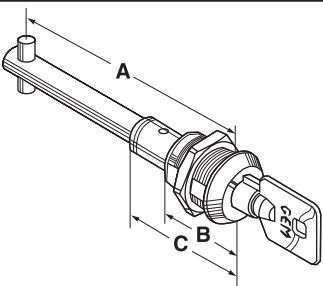
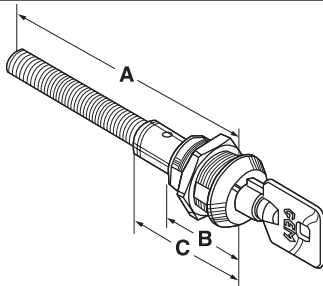


## High Security Tubular Key Locks


### GEM 1000 Series Locks

#### 7 Pin Tumbler



Illustration	Number	Description	Box Qty.
<b>Wood Drawer Lock - Chrome Finish</b>		<b>KD, KA 27379, 27380</b>	
	DR 1008	3/8" Bolt Throw Key Pulls at 12:00 & 6:00 180° Key Turn to Open 7/8" cylinder length	25
<b>Sliding Door Lock - Chrome Finish</b>		<b>KD, KA 27379, 27380</b>	
	SD 1990	Plunger Action Wood Door Lock 15/32" Bolt Throw 90° Key Turn - Plunger Slides Out To Lock 1-1/32" cylinder length Key Pull at 12:00 only in unlocked position (3:00) Turn key back to 12:00 to remove key, then push plug in to lock	25
<b>Plain Shaft Lock with Bayonette Locking - Nickel</b>		<b>KD, KA 27379, 27380, 27381, 27382, 27383</b>	
	PS 1058 AD (NON-STOCK)	'A' Dimension, 8" 'B' Dimension, 5/8" 'C' Dimension, 1-1/2" 90° Key Turn Key Pulls at 12:00 & 3:00	
<b>Threaded Shaft Lock - Nickel Finish</b>		<b>KD, KA 27379, 27380, 27381</b>	
	TS 1058BD	'A' Dimension, 8", 'B' Dimension, 5/8", 'C' Dimension, 1-1/2" 2 Key Pulls at 12 and 6	10
	TS 1058U	'A' Dimension, 8", 'B' Dimension, 5/8", 'C' Dimension, 1-1/2" 4 Key Pulls at 12, 3, 6 and 9	10

All part numbers shown in blue are available through the STOCK LOCKS program.




**Vending Machine Locks**  
**High Security Tubular Key Locks**  
 GEM 1000 Series Locks  
 7 Pin Tumbler



Illustration	Number	Description	Box Qty.
<b>Inner Cylinder - Nickel Finish</b>		KD, KA 27379, 27380, 27381, 27382, 27383, 27384, 27385	
	YPT 1010	Inner Cylinder for POP-OUT T Handles Meets NAMA Standards 'A' Dimension, 59/64"	10
	See Standard Cams Shown Below		
<b>POP-OUT T Handle Small - Chrome Finish</b>		KD, KA 27379, 27380, 27381, 27382, 27383	
	<b>(NON-STOCK) Short Bodied T Handle</b>		
	4200	Cam Operated Handle, Supplied with Inner Cylinder, Cam Not Included	
	OU-4200-NA	Cam Operated Handle, Inner Cylinder Not Included, Cam Not Included (See Below)	
See Standard Cams Shown Below			
<b>POP-OUT T Handle - Chrome Finish</b>		KD, KA 27379, 27380, 27381, 27382, 27383	
	<b>(NON-STOCK) Long Bodied T Handle</b>		
	4266	Cam Operated Handle, Supplied with Inner Cylinder, Cam Not Included	
	OU-4266-NA	Cam Operated Handle, Inner Cylinder Not Included, Cam Not Included	
See Standard Cams Shown Below			
<b>POP-OUT T Handle - Chrome Finish</b>		KD, KA 27379, 27380, 27381, 27382, 27383	
	<b>(NON-STOCK) Long Bodied T Handle w/Threaded Shaft</b>		
	4265	Threaded Shaft Operated Handle, Supplied with Inner Cylinder	
	OU-4265-NA	Threaded Shaft Operated Handle, Inner Cylinder Not Included	
See Standard Cams Shown Below			

All part numbers shown in blue are available through the STOCK LOCKS program.



## High Security Pin Tumbler Tubular Key Locks

GEMATIC Series - 8 Pin Tumbler Changeable Combination Locks  
8 Different Combinations in One Lock

**MULTI-FUNCTION**


Illustration	Number	Description	Box Qty.
<b>GEMATIC Cam Locks - Nickel Finish</b>		(NON-STOCK)	
	8 Built-in Key Changes - See Below For Key Sets		
	8GS-N1058	23/32" cylinder length, Less Keys	
	8GS-N1078	15/16" cylinder length, Less Keys	
	8GS-N1118	1- 5/32" cylinder length, Less Keys	
	8GS-N1148	1-1/2" cylinder length, Less Keys	
<b>GEMATIC Inner Cylinder - Nickel Finish</b>		(NON-STOCK)	
	8 Built-in Key Changes - See Below For Key Sets		
	8GS-YPT1010	Gematic Inner Cylinder - Less Keys For POP-OUT T Handles 'A' Dimension 59/64" See Below For Key Sets	
<b>GEMATIC Change Keys - Nickel Finish</b>		(NON-STOCK)	
	Set of 9 for Gematic Locks		
	Key Set-8GS	Key Sets For Gematic Inner Cylinders & Cam Locks 1 Control Key (To Change Combinations) 8 Change Keys (Lock Operating Keys)	1 Set

## NEW! Double Door Latch

### Eliminate the elbow catch.

Eliminates the need for an elbow catch, or other devices, and allows hardware to be installed out of the way.

- Part numbers:  
**D200DL-BLK, D300DL-BLK,**  
**D200DL-WHT, D300DL-WHT**



**CompX**  
TIMBERLINE

For more information or to see a Double Door Latch video: <http://compX.com/ddl>

All part numbers shown in blue are available through the STOCK LOCKS program.



# Parts & Accessory Hardware

Use Only Original Fort Lock Parts & Accessories




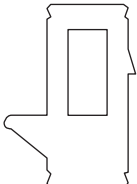
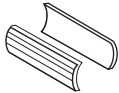





Illustration	Number	Description	Box Qty.	
<b>All part numbers in black on this page are NON-STOCK.</b>				
<p>Anchor Washers AW1 &amp; AW2    AW3    WW1</p>	<b>AP1</b>	ANCHOR PLATE, .630 FLATS	25	
	AP2	ANCHOR PLATE, .685 FLATS		
	<b>AW1</b>	ANCHOR WASHER WOOD, .630 FLATS, ID .750	25	
	AW2	ANCHOR WASHER WOOD, .685 FLATS, ID .750		
	<b>AW3</b>	ANCHOR WASHER METAL, .650 FLATS, ID .750	25	
	<b>WW1</b>	WONDER WASHER, .630 - .635 FLATS (FOR METAL & WOOD)	25	
<p>Metal Dust Cover DC1</p>	<b>C1</b>	COLLAR, 3/32" HEIGHT, 1-1/32" O.D.	25	
	<b>C2</b>	COLLAR, 3/16" HEIGHT, 1-1/16" O.D.	25	
	<b>DC1</b>	METAL DUST COVER with permanently installed rubber gasket	25	
<p>Collar C2</p> <p>Anchor Plate AP1</p> <p>Hex Nut N1</p> <p>Sems Screws S8</p> <p>Protective Collar PC1, 2, 3, 4</p>	FC1	SPACER COLLAR, 1/16" THICKNESS		
	FC2	SPACER COLLAR, 3/32" THICKNESS		
	FC3	SPACER COLLAR, 1/8" THICKNESS		
	FC4	SPACER COLLAR, 5/32" THICKNESS		
	FC5	SPACER COLLAR, 3/16" THICKNESS		
	FC6	SPACER COLLAR, 7/32" THICKNESS		
	FC7	SPACER COLLAR, 1/4" THICKNESS		
	FC8	SPACER COLLAR, 9/32" THICKNESS		
	FC9	SPACER COLLAR, 5/16" THICKNESS		
	FC10	SPACER COLLAR, 3/8" THICKNESS		
	FC11	SPACER COLLAR, 7/16" THICKNESS		
	FC12	SPACER COLLAR, 1/2" THICKNESS		
	N1	HEX NUT, 3/4" X 24 TPI		
	N5	HEX NUT, 9/32" X 28 TPI		
	N6	HEX NUT, 5/16" X 24 TPI		
	PC1	PROTECTIVE COLLAR, 13/32" HEIGHT    A .094    B .400    C 1.250		
	<b>PC2</b>	PROTECTIVE COLLAR, 1/4" HEIGHT    A .062    B .250    C 1.187	25	
	PC4	PROTECTIVE COLLAR, 17/32" HEIGHT    A .342    B .532    C 1.250		
	S8	SEMS SCREW, 1/4X20TPI		
<p>Star Lock Washer External SPW4</p> <p>Spacer Collar FC7</p> <p>Washer W3</p> <p>Star Lock Washer Internal SPW1</p>	SPW1	STAR LOCK WASHER INTERNAL, 3/4" HOLE		
	SPW4	STAR LOCK WASHER EXTERNAL, 5/16" HOLE		
	SPW5	STAR LOCK WASHER INTERNAL, 1/4" HOLE		
		W3	WASHER, 1/16" THICKNESS, 1" O.D.	

All part numbers shown in blue are available through the STOCK LOCKS program.

# Parts & Rekeying Hardware

Rekey Locks with Original FORT Replacement Parts



Illustration	Number	Description	Box Qty.	
 <p>Rekey Kit RKK-190</p>  <p>Universal Wafer</p>  <p>Spline Fillers SF-1</p>  <p>Cam Adapter CA-1</p>  <p>Cam Stop CA901</p>  <p>Retaining Clip CL 1</p>  <p>Springs TS 1 TS 9</p>  <p>Removeable Retaining Pin RPP-1</p> <p>4-40 Internal Thread</p>	<b>Rekeying Kits</b>			
	<b>RKK 190</b>	Universal Wafer Kit for 29000 Series	1	
	<b>RKK 130</b>	Universal Wafer Kit for 23000, 24000 Series	1	
	<b>RKK 130M</b>	23000 Series Master Wafer Kit	1	
	<b>RKK 110</b>	1000 Series GEM Pin Kit	1	
	All part numbers in black on this page are NON-STOCK.			
	<b>Wafers and Pins</b>			
	<b>DT 23000</b>	23000 Series Disc Tumblers #1 Thru #6	100	
	<b>DT 29000</b>	29000 Series Disc Tumblers #1, #3 & #5	100	
	<b>PT 1000</b>	1000 Series Pin Tumblers	100	
	<b>DPT 1000</b>	1000 Series Driver Pins #0 Thru #6		
	<b>Springs</b>			
<b>TS 1</b>	1000, 23000 Series Tumbler Springs			
<b>TS 9</b>	29000 Series Tumbler Springs			
<b>Spline Fillers, Cam Adapters &amp; Retaining Pin</b>				
<b>SF-1</b>	23000, 24000, 29000 Series Spline Fillers			
<b>CA-1</b>	23000 Series Cam Adapter - Flat to Tubular	100		
<b>RPP-1</b>	1000 Series Removeable Retaining Pin			
<b>Cam Stops</b>				
<b>CA 901</b>	Cam Stop 90° 1000 Series			
<b>CA 1801</b>	Cam Stop 180° 1000 Series			
<b>CA 903</b>	Cam Stop 90° 23000, 24000, 29000 Series			
<b>CA 1803</b>	Cam Stop 180° 23000, 24000, 29000 Series			
<b>CA 908</b>	Cam Stop 90° 5000 Series			
<b>CA 1808</b>	Cam Stop 180° 5000 Series			
<b>Retaining Clip</b>				
<b>CL 1</b>	Retaining Clip (Standard)	25		

All part numbers shown in blue are available through the STOCK LOCKS program.

# Locksmith Accessories & Standard Cams



Use Only Original Fort Lock Parts & Accessories

Illustration	All part numbers in black on this page are NON-STOCK.			
	Standard Cams			
<p>Straight</p>	Purchased Separately from Locks			
	<b>Flat Lock</b>	<b>Gem Lock</b>	<b>Description</b>	<b>Box Qty.</b>
<p>Bent</p>	SF 1100		Straight D = 11/16"	25
	SF 1200		D = 3/4"	25
	SF 1400		D = 7/8"	25
	SF 1600	SG 1600	D = 1"	25
	SF 1800	SG 1800	D = 1-1/8"	25
	SF 2000	SG 2000	D = 1-1/4"	25
	SF 2400	SG 2400	D = 1-1/2"	25
	SF 2800	SG 2800	D = 1-3/4"	25
	SF 3200	SG 3200	D = 2"	25
	SF 4000		D = 2-1/2"	25
<p>Offset</p>	BF 1416	BG 1416	<b>Bent</b> D = 7/8", A = 1/2"	
	BF 1420	BG 1420	D = 7/8", A = 5/8"	
	BF 1424	BG 1424	D = 7/8", A = 3/4"	
	BF 1816	BG 1816	D = 1-1/8", A = 1/2"	25
	BF 1820	BG 1820	D = 1-1/8", A = 5/8"	
	BF 1824	BG 1824	D = 1-1/8", A = 3/4"	
	OF 1808	OG 1808	<b>Offset</b> D = 1-1/8", F = 1/2", A = 1/4"	25
	OF 1814	OG 1814	D = 1-1/8", F = 1/2", A = 7/16"	
OF 2208	OG 2208	D = 1-3/8", F = 1/2", A = 1/4"		
OF 2212		D = 1-3/8", F = 1/2", A = 3/8"		
OF 2214	OG 2214	D = 1-3/8", F = 1/2", A = 7/16"		
OF 2222		D = 1-3/8", F = 1/2", A = 11/16"	25	
OF 2408		D = 1-1/2", F = 1/2", A = 1/4"	25	
OF 2608	OG 2608	<b>Hook</b> D = 1-5/8", F = 1/2", A = 1/4"	25	
201		See page 22 for Dimensions	25	
A 201		" "		
A 202		" "		
202		" "		
<p>Hook</p>				



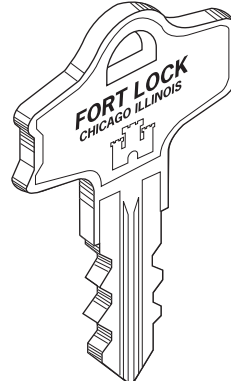
**Cam Material:** Flat Locks .109 Thick, Gem Locks .125 Thick  
**Cam Hole:** Flat Locks .349 Square, Gem Locks .285 DIA, with .216 Flats

All part numbers shown in blue are available through the STOCK LOCKS program.

# Key Blanks



Use Only Original High Quality FORT Keys


Illustration	Number	Description	Box Qty.
 <p><b>K137</b></p>  <p><b>K54G</b></p>  <p><b>K757</b></p>	<b>Key Blanks</b>		
	K137	For 1000 Series Gem Locks	50
	K140	For 1000 Series Gem Master Keyed Locks	50
	K54G	For 23000 Series 4 & 5 Disc Tumbler Locks	50
	KS54G	For 23000 Series 4 Disc Tumbler Locks	50
	KL54G	For 23000 Series 6 Disc Tumbler Locks	50
	KS00V	For 24000 Series 5 Disc Tumbler Locks	50
	K00V	For 24000 Series 6 Disc Tumbler Locks	50
	KM54G	For 23000 Series 5 Disc Tumbler Locks, Master Keyed Locks	50
	KML54G	For 23000 Series 6 Disc Tumbler Locks, Master Keyed Locks	50
	K750	For 5000 Series 750 Keyway Locks	50
	K757	For 5000 Series 757 Keyway Locks	50
	K60	For 7000 Series 8 Disc Tumbler Locks	50
	K752	For 8000 Series Locks	50
	K775	For 9000 Series 6 Disc Tumbler Locks	50
	KS775	For 9000 Series 5 Disc Tumbler Locks	50
	KS900	For 29000 Series 5 Disc Tumbler Locks, & Showcase Locks	50
	KT1	For 1T Series Locks	50

All part numbers shown in blue are available through the STOCK LOCKS program.


# Key Blanks



Use Only Original High Quality FORT Keys



**K137**  
Steel Barrel – 7 Pin  
1000 Series



**K140**  
1000 Series  
Master Key



**K147**  
7 Pin  
A000 Series

*Part numbers  
K147 and KDM23  
are obsolete.  
No replacement  
available.*



**KDM23**  
5 Disc  
1M Series



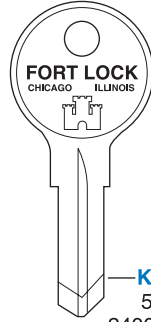
**KT1**  
4 Disc  
1T Series



**\*K54A**  
**K54B**  
**K54C**  
**K54D**  
**\*K54E**  
*\*Part number  
will be  
obsolete  
when current  
inventory is  
depleted*  
**KS54G**  
4 Disc  
23000 Series



**KMS54G**  
4 Disc  
23000 Series  
**KM54G**  
5 Disc  
23000 Series  
**KL54G**  
6 Disc  
23000 Series



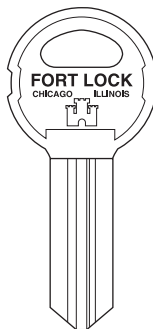
**KS00V**  
5 Disc  
24000 Series  
**KOOV** 6 Disc  
**KS00V** 5 Disc  
24000 Series



**K750**  
6 Disc  
5000 Series



**K757**  
6 Disc  
5000 Series



**K84**  
10 Disc  
16000 Series

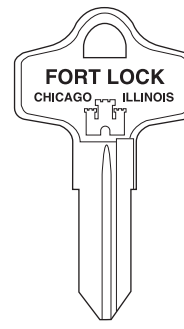


**K84M**  
10 Disc  
16000 Series  
Master Key



**K60**  
10 Disc  
7000 Series

*Part numbers  
K84M and K60  
are obsolete.  
No replacement  
available.*



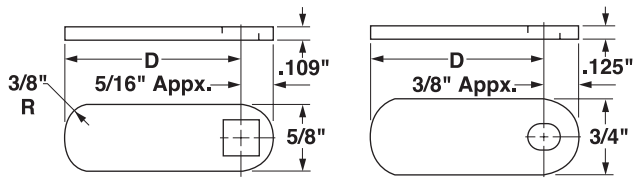
**K752**  
6 Disc  
8000 Series



**KS900**  
5 Disc  
29000 Series  
**K775** 6 Disc  
**KS775** 5 Disc  
9000 Series

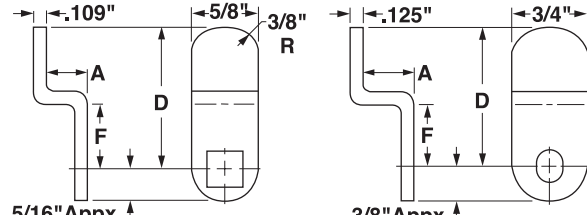
All part numbers shown in blue are available through the STOCK LOCKS program.

# Customer Specified Cams



**Style SF  
Flat Key**

**Style SG  
Round Key**

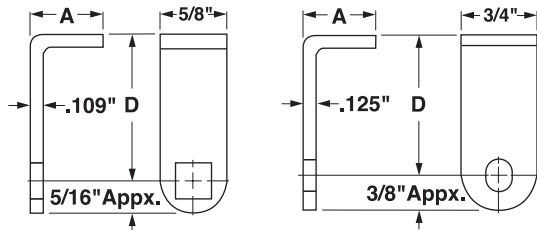


**Style OF**

**Style OG**

Catalog Number		Dimensions	Catalog Number		Dimensions
Flat Style	Gem Style	'D' Inches	Flat Style	Gem Style	'D' Inches
SF0900	SG0900	9/16	SF2100	SG2100	1-5/16
SF1000	SG1000	5/8	SF2200	SG2200	1-3/8
SF1100	SG1100	11/16	SF2300	SG2300	1-7/16
SF1200	SG1200	3/4	SF2400	SG2400	1-1/2
SF1300	SG1300	13/16	SF2600	SG2600	1-5/8
SF1400	SG1400	7/8	SF2800	SG2800	1-3/4
SF1500	SG1500	15/16	SF3000	SG3000	1-7/8
SF1600	SG1600	1	SF3200	SG3200	2
SF1700	SG1700	1-1/16	SF3400	SG3400	2-1/8
SF1800	SG1800	1-1/8	SF3600	SG3600	2-1/4
SF1900	SG1900	1-3/16	SF3800	SG3800	2-3/8
SF2000	SG2000	1-1/4	SF4000	SG4000	2-1/2

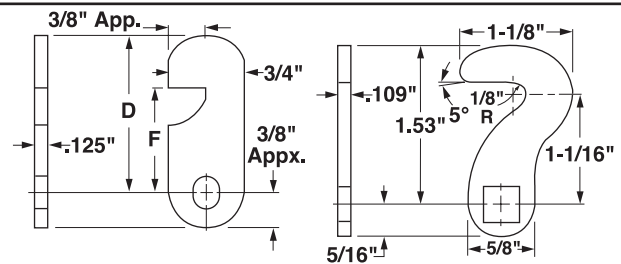
Flat Style	Gem Style	Dimensions (Inches)		
Offset	Offset	D	F	A
OF1602	OG1602	1	1/2	1/16
OF1604	OG1604	1	1/2	1/8
OF1606	OG1606	1	1/2	3/16
OF1608	OG1608	1	1/2	1/4
OF1610	OG1610	1	1/2	5/16
OF1612	OG1612	1	1/2	3/8
OF1614	OG1614	1	1/2	7/16
OF1802	OG1802	1-1/8	1/2	1/16
OF1804	OG1804	1-1/8	1/2	1/8
OF1806	OG1806	1-1/8	1/2	3/16
OF1808	OG1808	1-1/8	1/2	1/4
OF1810	OG1810	1-1/8	1/2	5/16
OF1812	OG1812	1-1/8	1/2	3/8
OF1814	OG1814	1-1/8	1/2	7/16
OF2002	OG2002	1-1/4	1/2	1/16
OF2004	OG2004	1-1/4	1/2	1/8
OF2006	OG2006	1-1/4	1/2	3/16
OF2008	OG2008	1-1/4	1/2	1/4
OF2010	OG2010	1-1/4	1/2	5/16
OF2012	OG2012	1-1/4	1/2	3/8
OF2014	OG2014	1-1/4	1/2	7/16
OF2202	OG2202	1-3/8	1/2	1/16
OF2204	OG2204	1-3/8	1/2	1/8
OF2206	OG2206	1-3/8	1/2	3/16
OF2208	OG2208	1-3/8	1/2	1/4
OF2210	OG2210	1-3/8	1/2	5/16
OF2212	OG2212	1-3/8	1/2	3/8
OF2214	OG2214	1-3/8	1/2	7/16
OF2402	OG2402	1-1/2	1/2	1/16
OF2404	OG2404	1-1/2	1/2	1/8
OF2406	OG2406	1-1/2	1/2	3/16
OF2408	OG2408	1-1/2	1/2	1/4
OF2410	OG2410	1-1/2	1/2	5/16
OF2412	OG2412	1-1/2	1/2	3/8
OF2414	OG2414	1-1/2	1/2	7/16
OF2602	OG2602	1-5/8	1/2	1/16
OF2604	OG2604	1-5/8	1/2	1/8
OF2606	OG2606	1-5/8	1/2	3/16
OF2608	OG2608	1-5/8	1/2	1/4
OF2610	OG2610	1-5/8	1/2	5/16
OF2612	OG2612	1-5/8	1/2	3/8
OF2614	OG2614	1-5/8	1/2	7/16



**Style BF  
Flat Key**

**Style BG  
Round Key**

Flat Style	Gem Style	Dimensions (Inches)	
90° Bent	90° Bent	D	A
BF1410	BG1410	7/8	5/16
BF1412	BG1412	7/8	3/8
BF1414	BG1414	7/8	7/16
BF1416	BG1416	7/8	1/2
BF1418	BG1418	7/8	9/16
BF1420	BG1420	7/8	5/8
BF1422	BG1422	7/8	11/16
BF1424	BG1424	7/8	3/4
BF1810	BG1810	1-1/8	5/16
BF1812	BG1812	1-1/8	3/8
BF1814	BG1814	1-1/8	7/16
BF1816	BG1816	1-1/8	1/2
BF1816	BG1816	1-1/8	9/16
BF1820	BG1820	1-1/8	5/8
BF1822	BG1822	1-1/8	11/16
BF1824	BG1824	1-1/8	3/4



**Style No. A202**


**Style No. 201**

Number	Dimensions
A202	A and B to be specified by customer
201	Dimensions as shown

All part numbers shown in blue are available through the STOCK LOCKS program.

# display boards


## MULTI-FUNCTION TUBULAR CAM LOCKS



### V69B-16 BOARD

V69B-16 Board displays Multi-function cam locks, MFW1038 - MFW1148, SD1990 Sliding door lock, MFSW3-1138 Switch lock, TS1058U Threaded shaft lock, DR1008 Wood drawer lock and YPT1010 Inner cylinder.


## MULTI-FUNCTION SINGLE BITTED CAM LOCKS



### V69B-17 BOARD

V69B-17 Board displays Multifunction cam locks MFW23038 - MFW23168, SW20-3118MC Switch lock, MSW23010 Metal door lock, MFW23006 Spring door latch, SD990 Sliding door lock, MFWSG23000 Showcase lock.

## MULTI-FUNCTION DOUBLE BITTED CAM LOCKS



### V69B-18 BOARD

V69B-18 Board displays Multi function cam locks MFW29058 - MFW29138 and MFWSG29000 Showcase lock.

## SPECIAL PURPOSE LOCKS AND ACCESSORIES



### V69B-21 BOARD

V69B-21 Board displays MFWLT078 Locking thumb turn, MFWTT058 Thumb turn, DC1 Metal dust cover, API Anchor plate, WWI Wonder washer, 1T-058 Miniature lock, CL1 Retaining clip and TL-37 Trailer and gate lock.



ASSOCIATE  
MEMBER



ASSOCIATE  
MEMBER



ASSOCIATE  
MEMBER



**CompX**  
*FORT*

**CompX**  
*SECURITY PRODUCTS*

REGISTERED TO ISO 9001:2015  
CERTIFICATE NO. 10000814 QM15

**MAIN OFFICE - FACTORY**

PO Box 200  
Mauldin, SC 29662  
PH: 864-297-6655  
FAX: 864-297-9987  
compX.com

**WESTERN DISTRIBUTION CENTER**

9370 Buffalo Avenue, Unit 104  
Rancho Cucamonga, CA 91730  
PH: 909-476-7933  
FAX: 909-476-8553

Reorder #: F2644-003  
February 2023  
Printed in the USA

Copyright 2023  
© CompX Security Products



COMPX FORT  
REGISTERED TO ISO 9001:2015  
CERTIFICATE NO. 10000814 QM15

